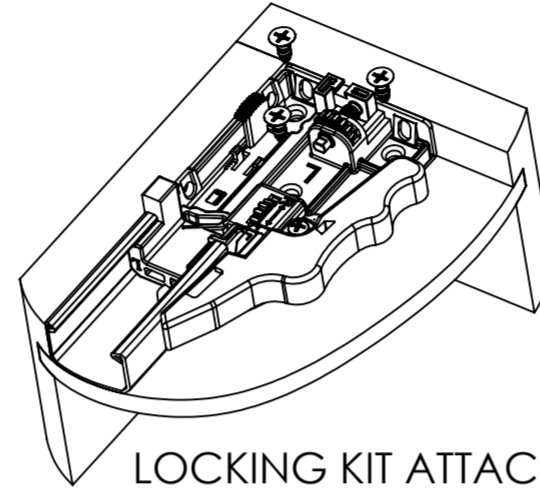
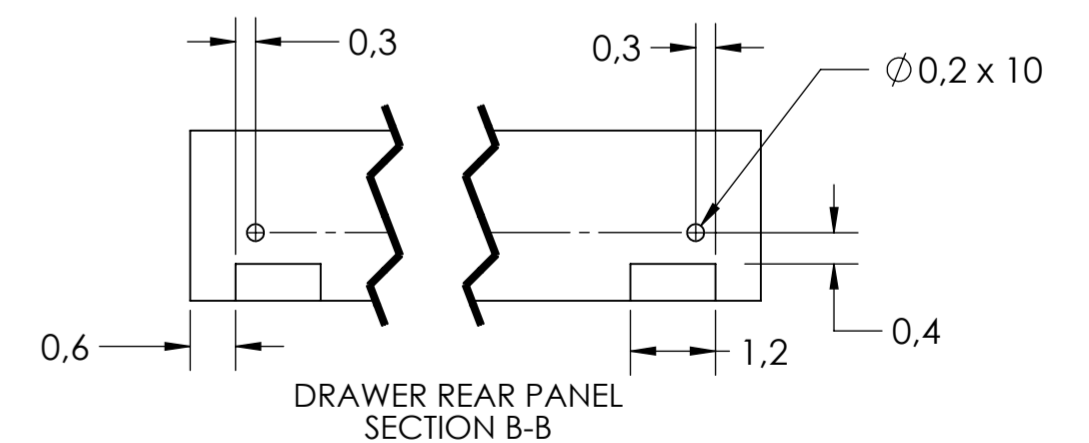
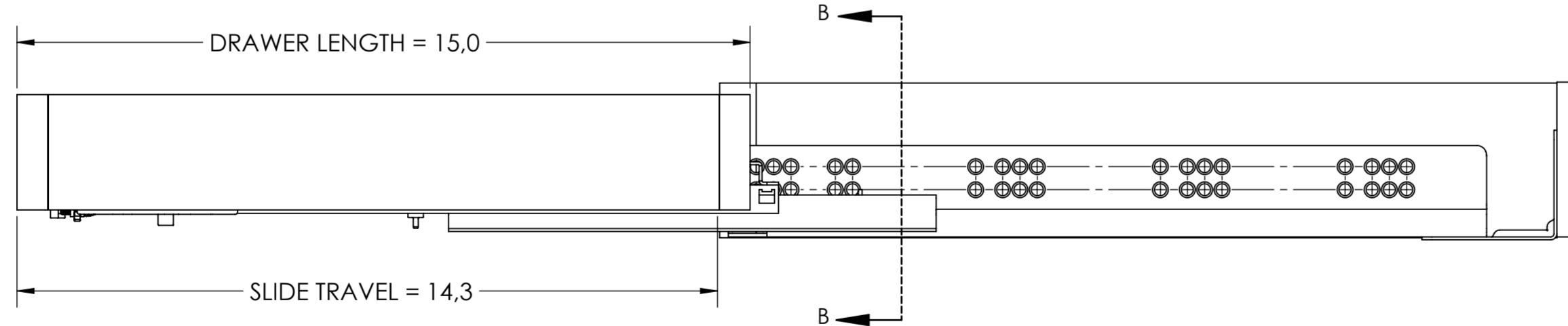
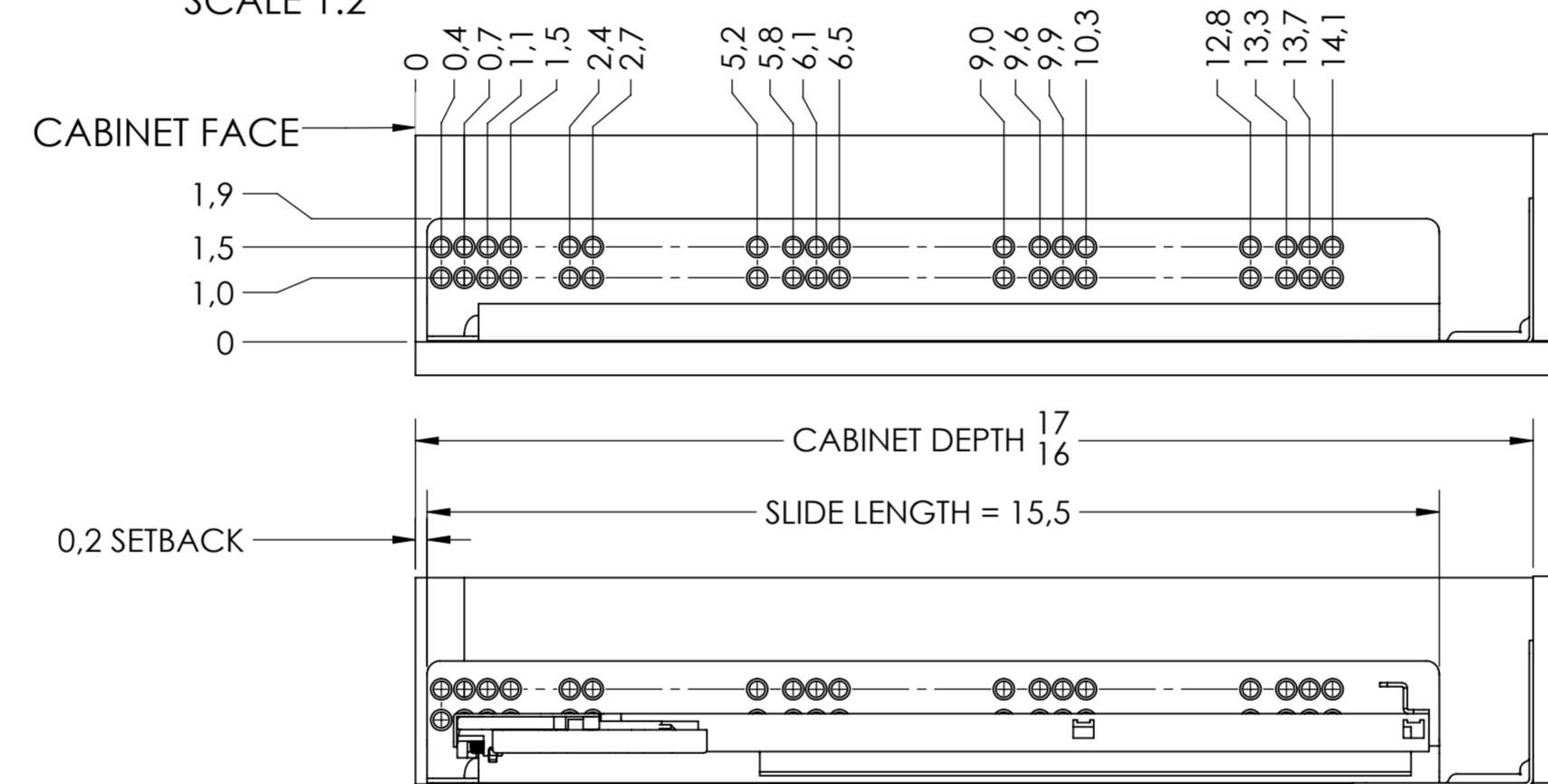
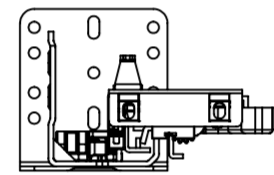
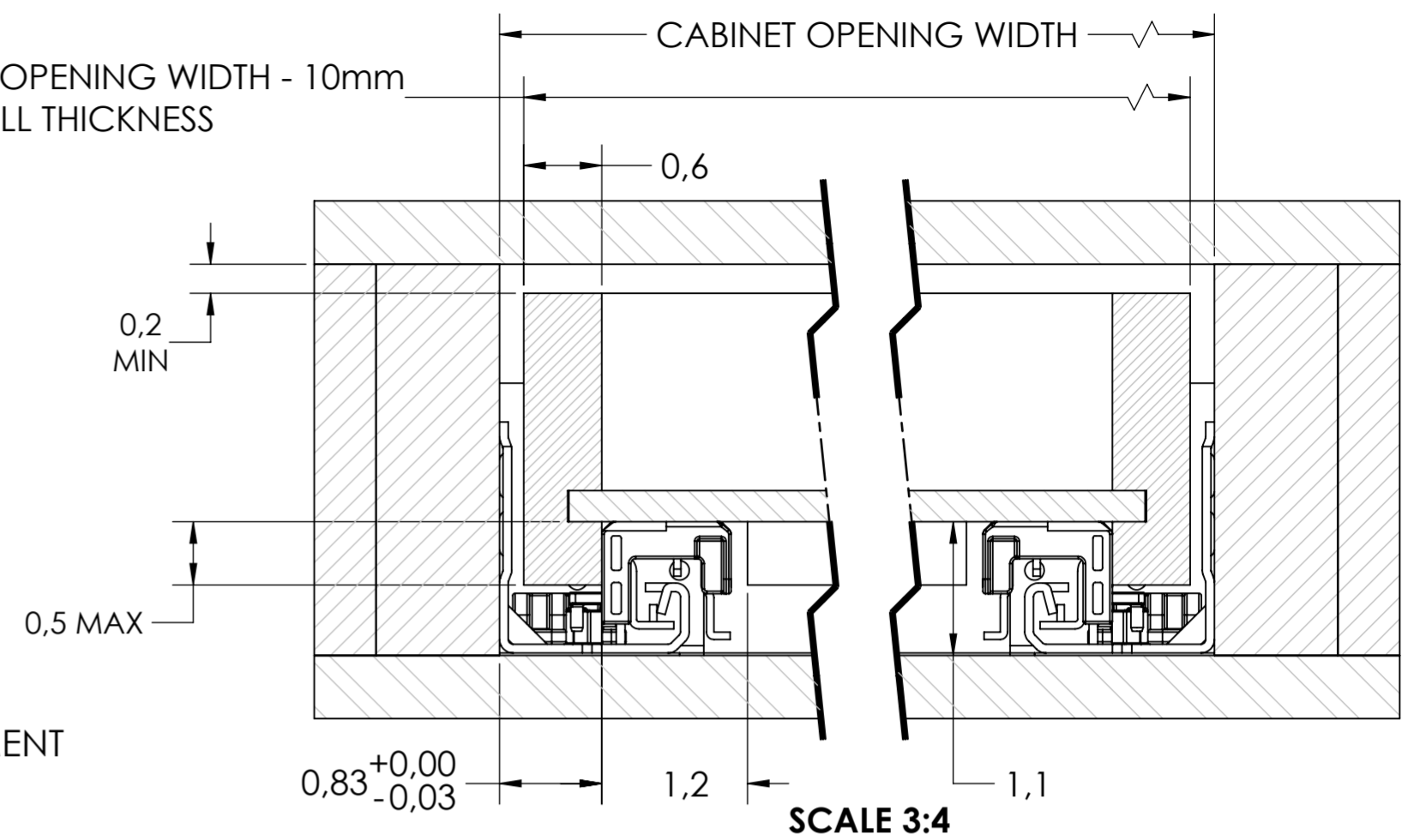


LOCKING KIT ATTACHMENT
SCALE 1:2

DRAWER WIDTH = CABINET OPENING WIDTH - 10mm
WITH 16mm WALL THICKNESS



LOCKING KIT ATTACHMENT
SCALE 1:2



RECOMMENDED HARDWARE:
 CABINET- M4 FLATHEAD OR #6 FLATHEAD FOR SLIDE M3 BUTTON HEAD OR #6 TRUSS HEAD FOR REAR BRACKET
 DRAWER LOCKING KIT- M3 FLATHEAD OR #6 FLATHEAD SCREWS

NOTES: LOCKING KITS INCLUDED WITH SLIDE
 USE ANGLE SCREW MOUNTS FOR DRAWERS WITH THIN BOTTOM PANELS
 REAR BRACKET NOT REQUIRED FOR PANEL MOUNT APPLICATIONS

general tolerances		DIN ISO 128-30	
ISO 2768-m		missing dimensions see 3D	
		= theor. intersection	
This drawing remains our property and may not be multiplied neither be disclosed to third parties (§§1,3 and 5 from the copyright Act (UrhG))			
covered according to DIN ISO 16016		scale:	surface:
		3:8	
(k)		date	name
(l)		drawn 28-03-2019	HB
(m)		proven 00-00-0000	00
(n)		Fulterer	
(o)			
(p)			
(q)			
(r)			
(s)		Fulterer AG & Co KG A-6890 Lustenau / Austria	
(t)		Fulterer AG CH-9430 St. Margrethen	
(u)	0	00-00-0000	0
(v)			
(w)			
(x)			
(y)			
(z)			
ind.	changes	date	na.
material, semi finished parts:		A2	
STEEL		(technical requirements Fulterer)	
description:		UNDERMOUNT FACE FRAME SOFT CLOSE SLIDE WITH 3 WAY LOCKING KIT AND REAR BRACKET	
drawing number:		3001.15-GA.C047	
replaces version date:			