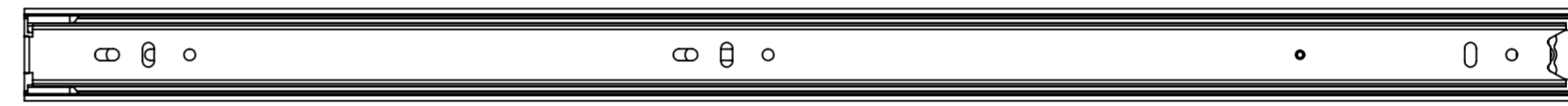
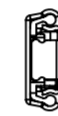
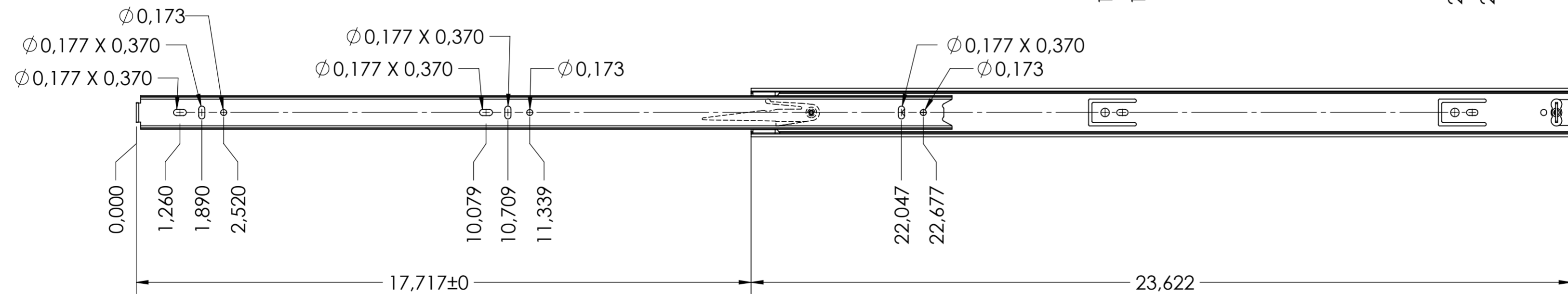
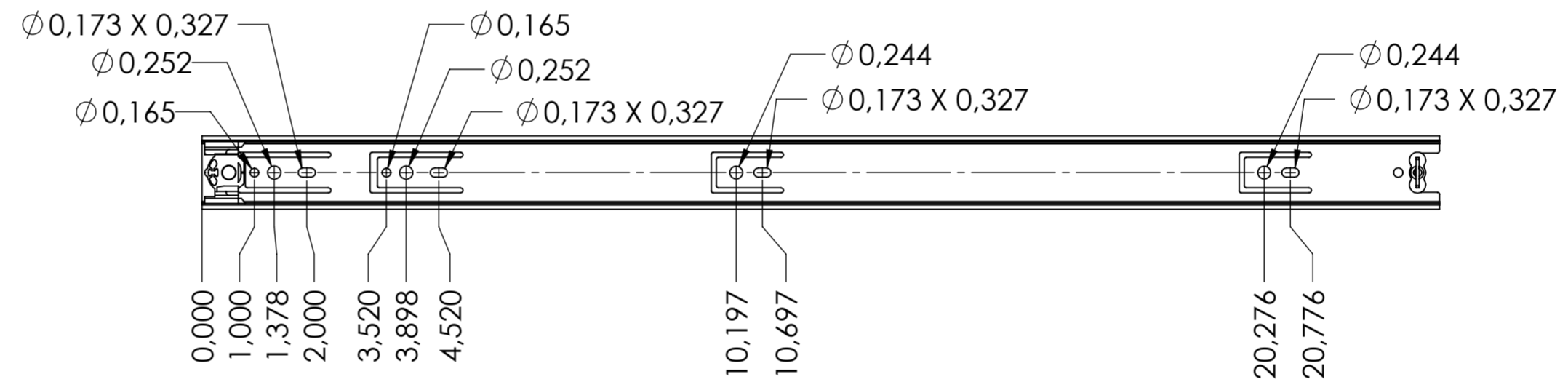


SCALE 1:1



CABINET MOUNTING HOLES



RECOMMENDED HARDWARE:

CABINET- M4 BUTTON HEAD OR #8 TRUSS HEAD SCREW

DRAWER- M4 BUTTON HEAD OR #8 TRUSS HEAD SCREW

general tolerances		DIN ISO 128-30 missing dimensions see 3D = theor. intersection	
ISO 2768-m			
This drawing remains our property and may not be multiplied neither be disclosed to third parties (§§1,3 and 5 from the copyright Act (UrhG)) covered according to DIN ISO 16016			
(k)		scale:	surface:
(l)		3:8	
(m)		date	name
(n)		drawn 06-03-2019	HB
(o)		proven 00-00-0000	00
(p)		Fulterer	
(q)			
(r)		Fulterer AG & Co KG A-6890 Lustenau / Austria	
(s)		Fulterer AG CH-9430 St. Margrethen	
(t)		drawing number: 5005.600-GA.T022	
(u)		replaces version date:	
(v)		changes	date na.
(w)		00-00-0000	0
(x)			
(y)			
(z)			
ind.			