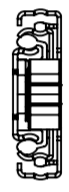
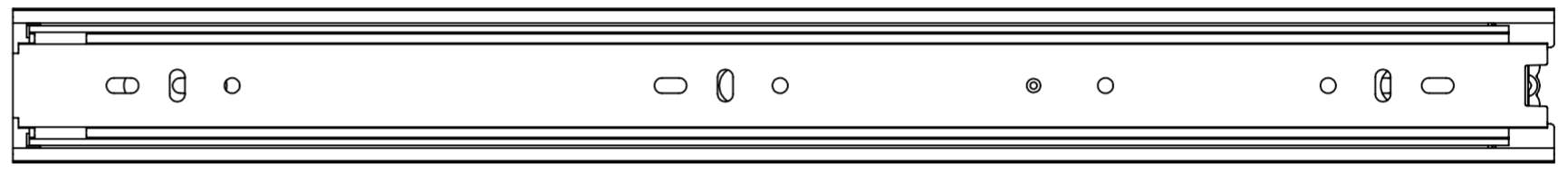
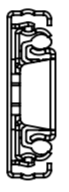
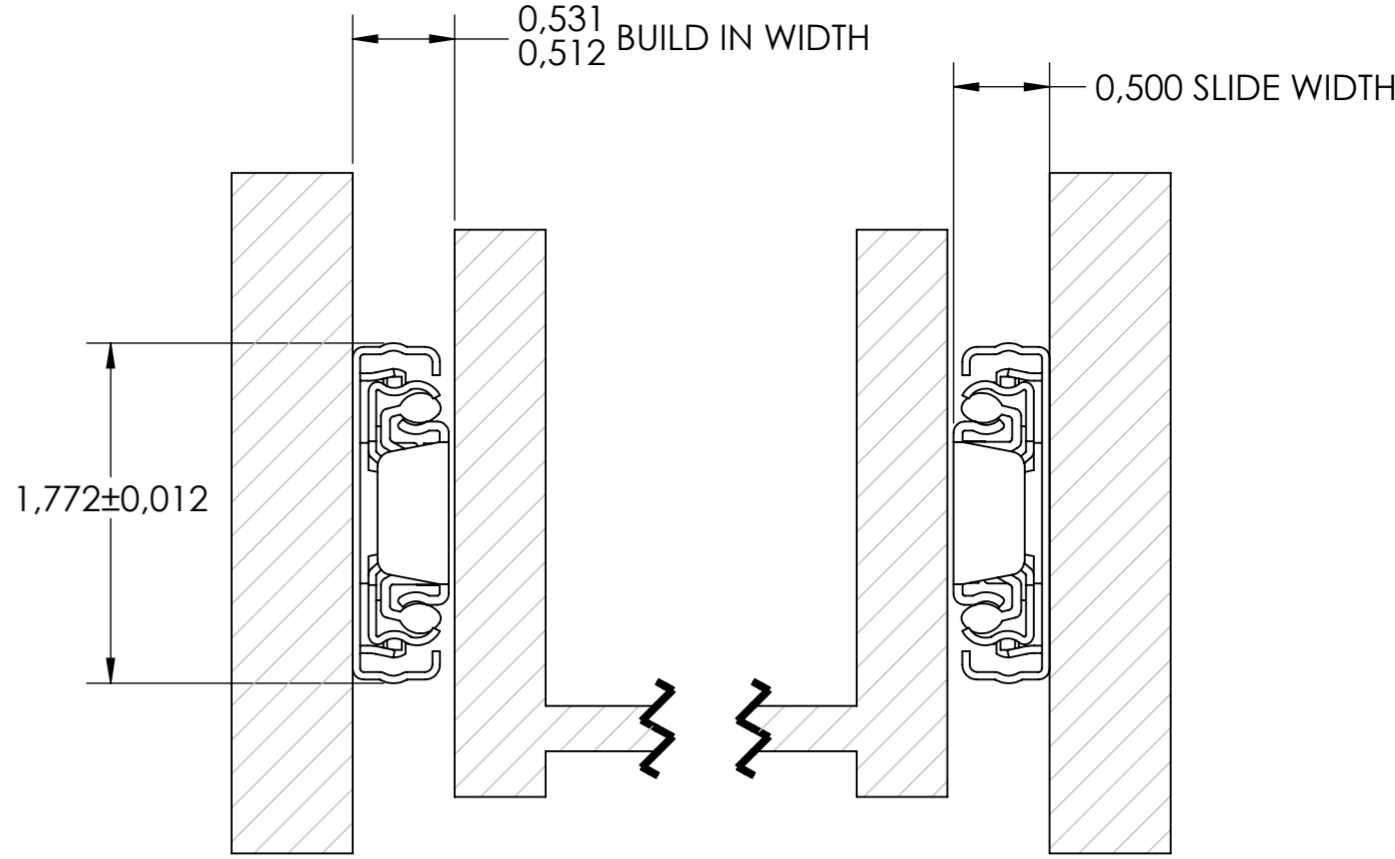
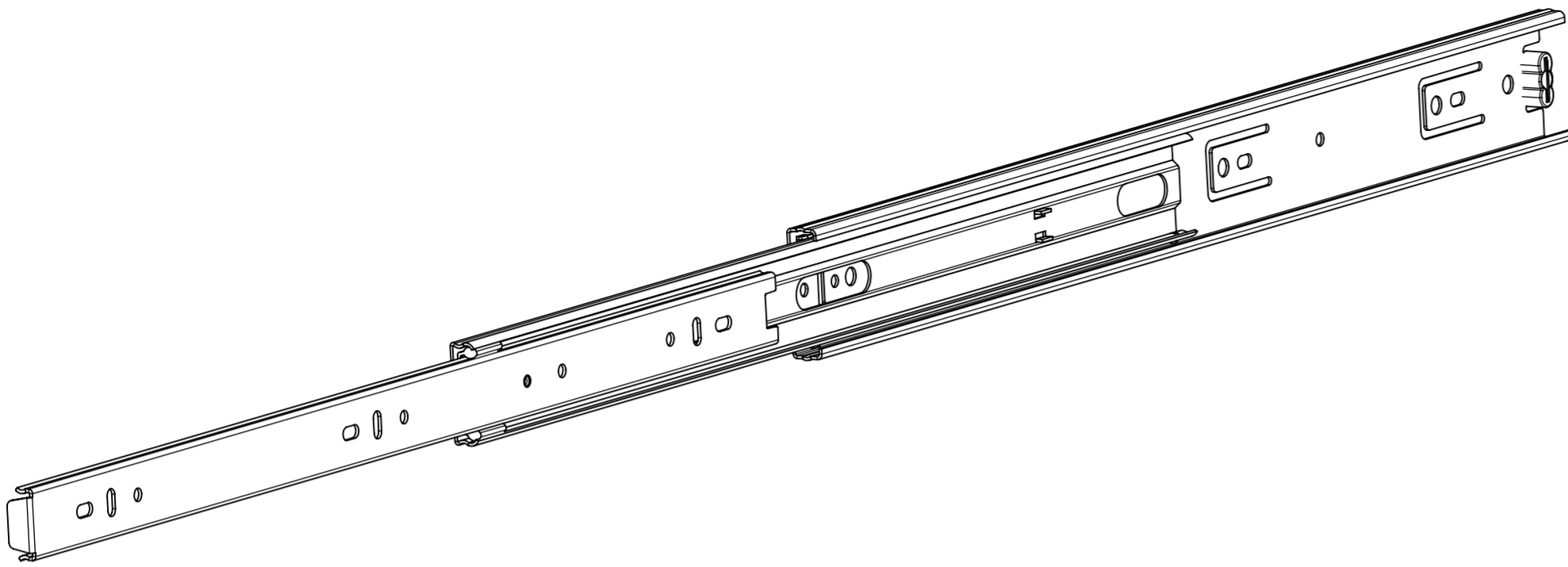
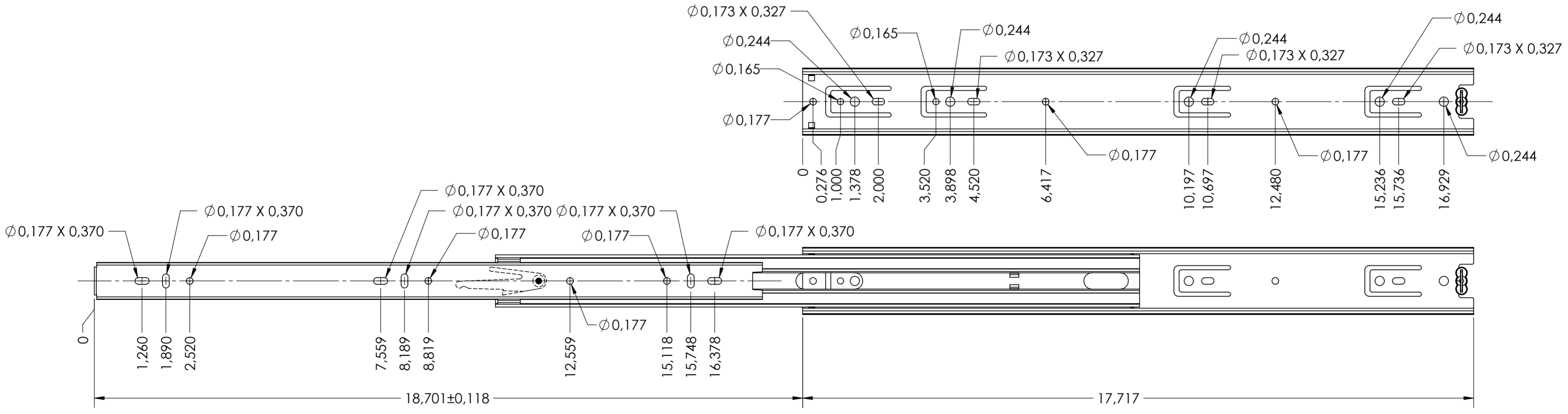


# 5045.450-GA.C030A

X



### CABINET MOUNTING HOLES



general tolerances			DIN ISO 128-30		
ISO 2768-m			missing dimensions see 3D		
			= theor. intersection		
This drawing remains our property and may not be multiplied neither be disclosed to third parties (§§1,3 and 5 from the copyright Act (UrhG))					
covered according to DIN ISO 16016			scale:	surface:	material, semi finished parts:
			1:2		STEEL
(k)			date	name	(technical requirements Fulterer)
(l)			drawn 03-09-2020	CS	description:
(m)			proven 00-00-0000	00	
(n)			<b>Fulterer</b>		
(o)					
(p)			drawing number:		
(q)			5045.450-GA.C030A		
(r)			replaces version date:		
(s)			Fulterer AG & Co KG		
(t)			A-6890 Lustenau / Austria		
(u)			Fulterer AG		
(v)			CH-9430 St. Margrethen		
(w)			drawing number:		
(x)			5045.450-GA.C030A		
(y)			replaces version date:		
(z)					
ind.	changes	date	na.		

RECOMMENDED HARDWARE:  
 CABINET- 3.5mm SPAX M4 BUTTON HEAD OR #8 TRUSS HEAD SCREW  
 DRAWER- 3.5mm SPAX M4 BUTTON HEAD OR #8 TRUSS HEAD SCREW