Release to production .....

5046.550-GA.C001A

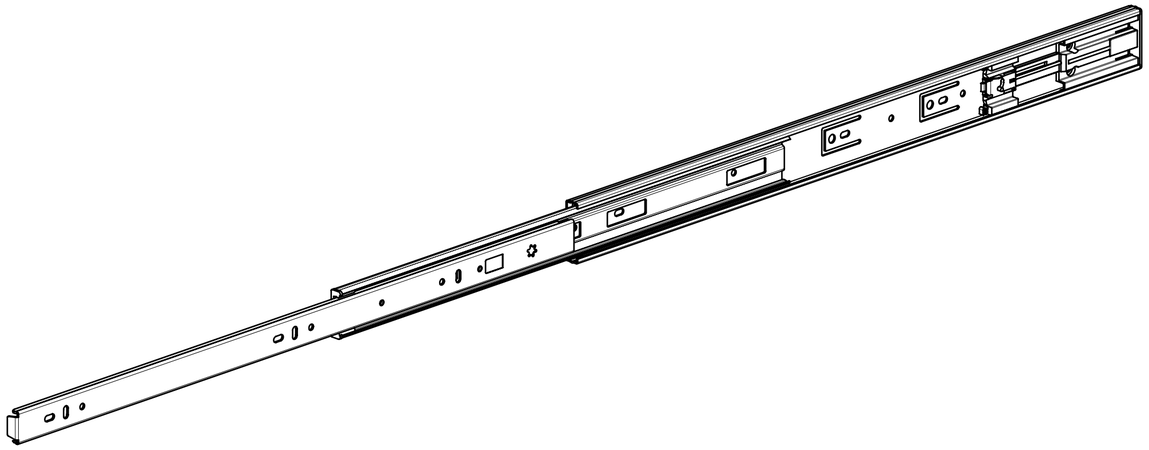

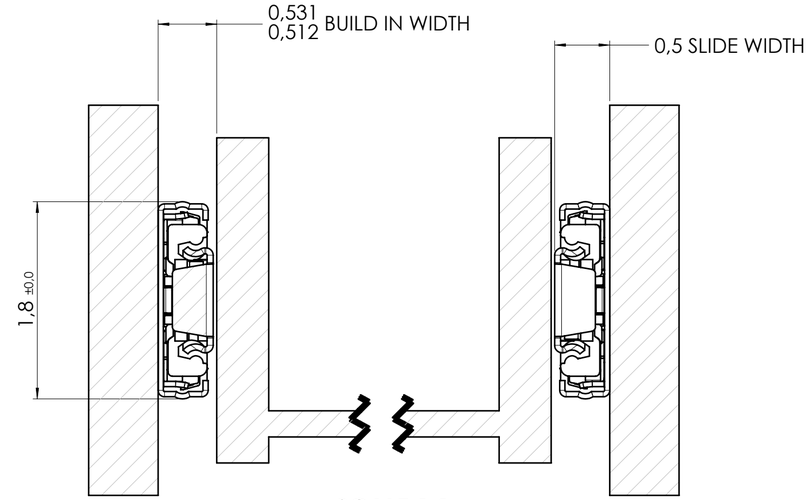

SCALE 1:1

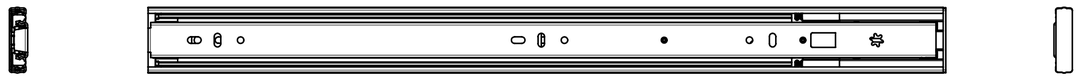

CABINET MOUNTING HOLES

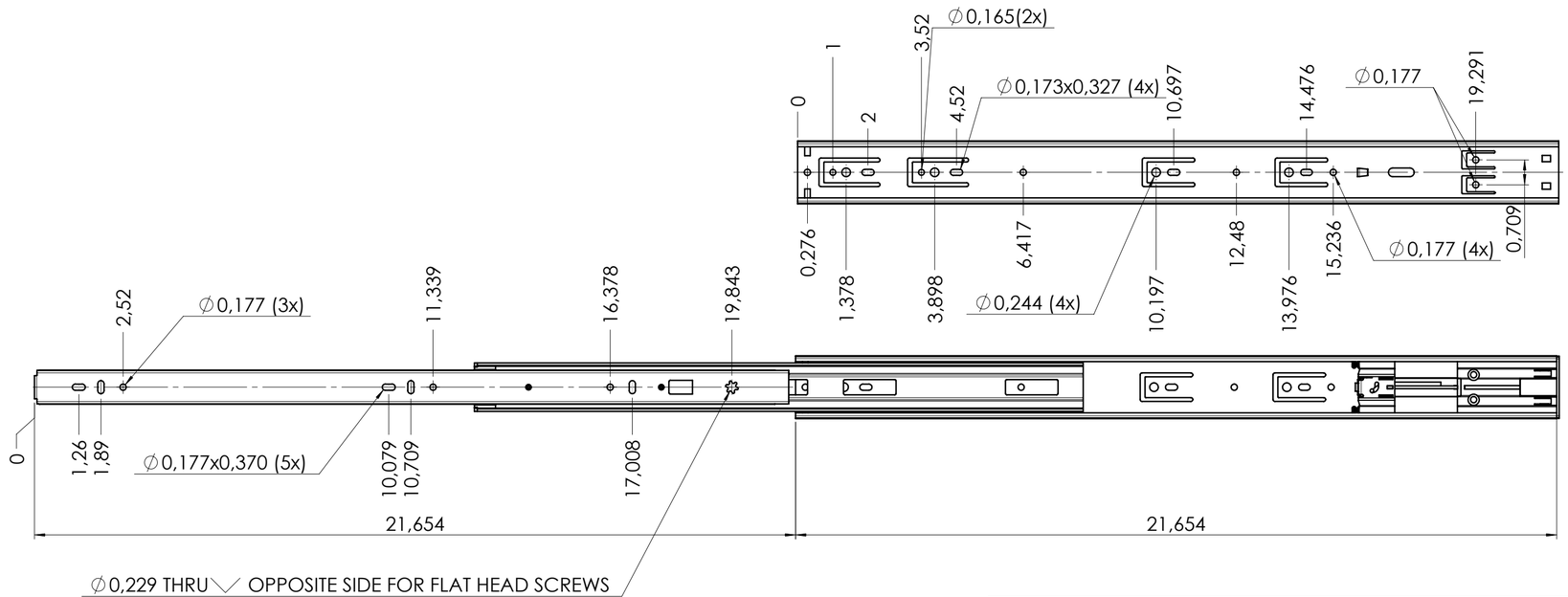

RECOMMENDED HARDWARE:

CABINET- 3.5mm SPAX M4 BUTTON HEAD OR #8 TRUSS HEAD SCREW

DRAWER- 3.5mm SPAX M4 BUTTON HEAD OR #8 TRUSS HEAD SCREW

general tolerances			DIN ISO 128-30 missing dimensions see 3D = theor. intersection
stamping part according Fulterer W18-001		plastic part according DIN ISO 16742 TG4	

This drawing remains our property and may not be multiplied neither be disclosed to third parties (§§1,3 and 5 from the copyright Act (UrhG))

covered according to DIN ISO 16016

ind.	changes	date	na.
k			
j			
i			
h			
g			
f			
e			
d			
c			
b			
a	Lochposition angepasst	16-04-2021	MW

scale:	surface:	material, semi finished parts:	A2
1:3		STEEL (technical requirements Fulterer)	

	date	name
drawn	09-12-2020	MW
proven	00-00-0000	00

description: SIDE MOUNT FULL EXTENSION DRAWER SLIDE WITH SOFT-CLOSE & DRAWER DISCONNECT

Fulterer AG & Co KG
A-6890 Lustenau / Austria
Fulterer AG
CH-9430 St. Margrethen

drawing number: 5046.550-GA.C001A

replaces version date: