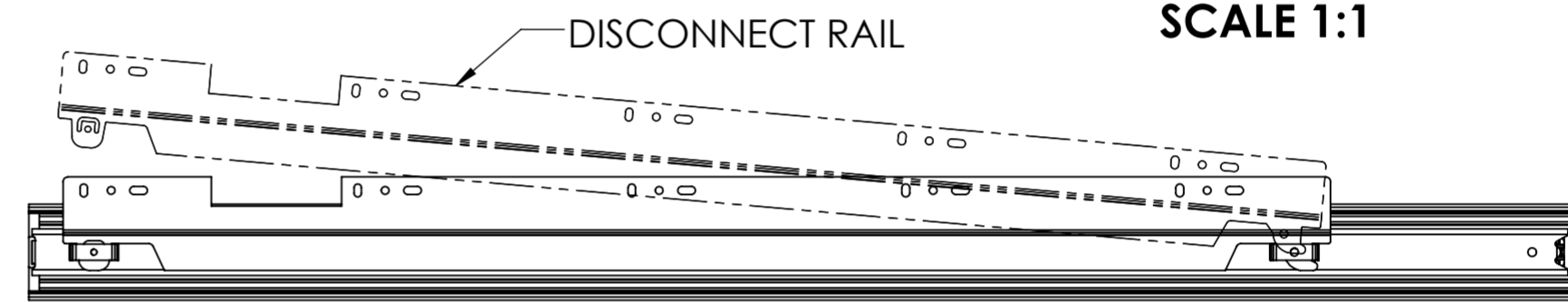
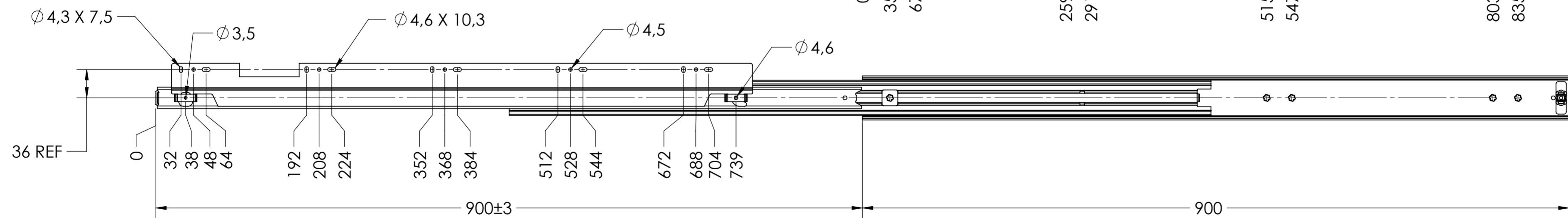
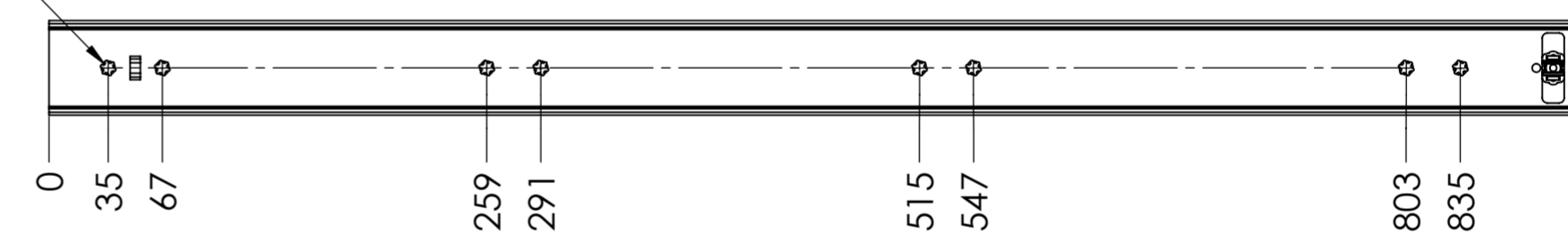


SCALE 1:1



CABINET MOUNTING HOLES

Ø 5,8 THRU
M4 FLATHEAD



RECOMMENDED HARDWARE:
 CABINET- M4 FLAT HEAD SCREW OR #10 FLAT HEAD SCREW
 DRAWER- M4 BUTTON HEAD SCREW OR #8 BUTTON HEAD SCREW

general tolerances		DIN ISO 128-30	
ISO 2768-m		missing dimensions see 3D = theor. intersection	
This drawing remains our property and may not be multiplied neither be disclosed to third parties (§§1,3 and 5 from the copyright Act (UrhG)) covered according to DIN ISO 16016			
(k)	scale:	1:4	surface:
(l)	date	24-09-2019	name
(m)	drawn	HB	description:
(n)	proven	00-00-0000	00
(o)	Fulterer		material, semi finished parts:
(p)			STEEL
(q)	Fulterer AG & Co KG		(technical requirements Fulterer)
(r)	A-6890 Lustenau / Austria		description:
(s)	Fulterer AG		SIDE MOUNT FULL EXTENSION
(t)	CH-9430 St. Margrethen		SLIDE WITH DRAWER
(u)	drawing number:		DISCONNECT RAIL
(v)	5623.900-GA.T042		drawing number:
(w)	replaces version date:		5623.900-GA.T042
(x)	ind.	changes	date
(y)	na.	00-00-0000	0
(z)	na.	na.	na.